

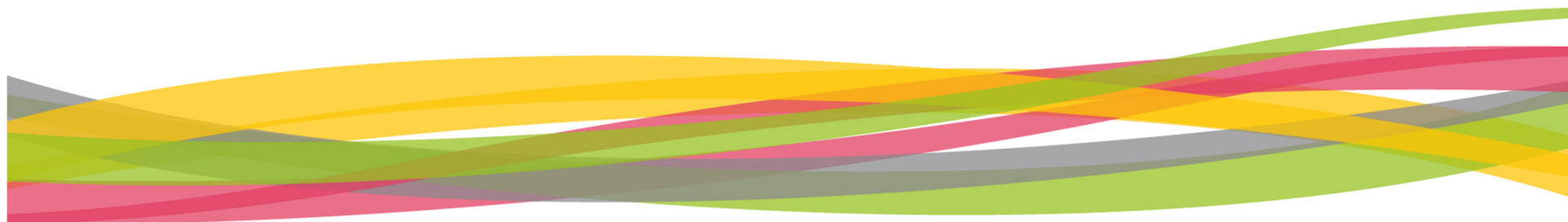


Intervention Logic

Interwork in Marstrand, Sweden

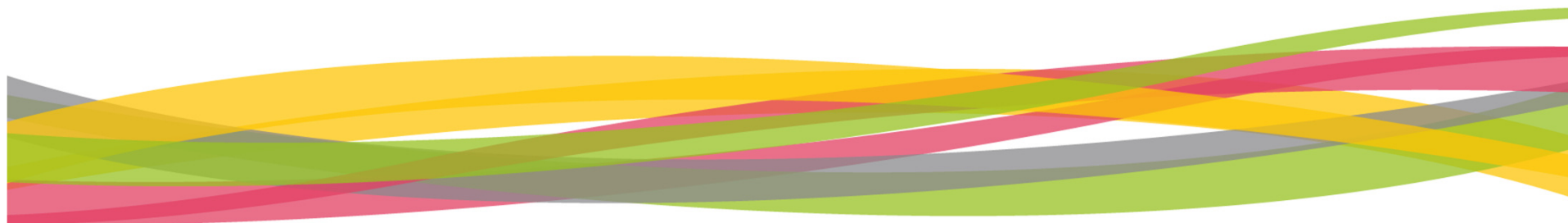
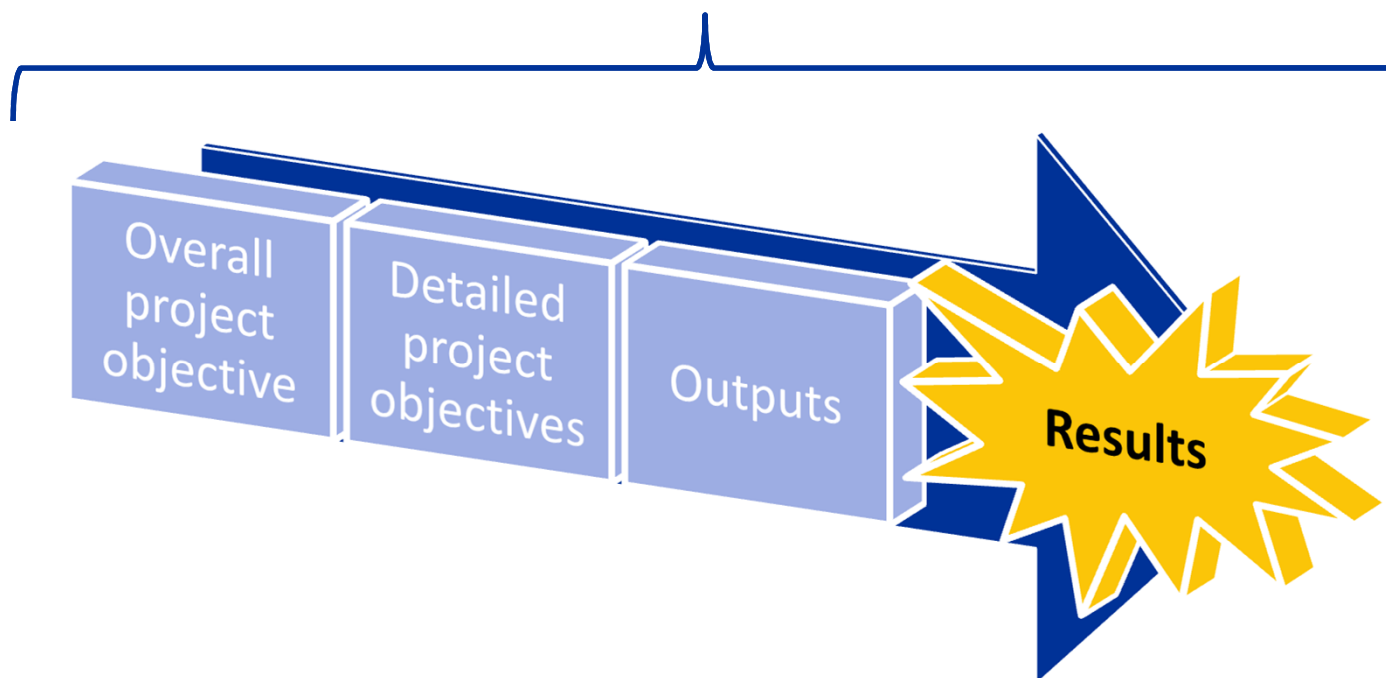
26 June 2019

*Jenny Thomsen
Anne Pintz
Jesper Jönsson
Annemieke Feikens*






Programme specific objective





Overall objective

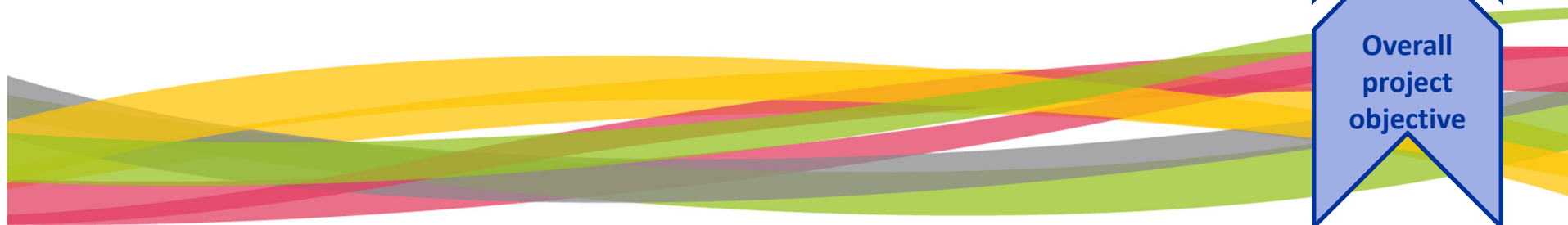


Results

Outputs

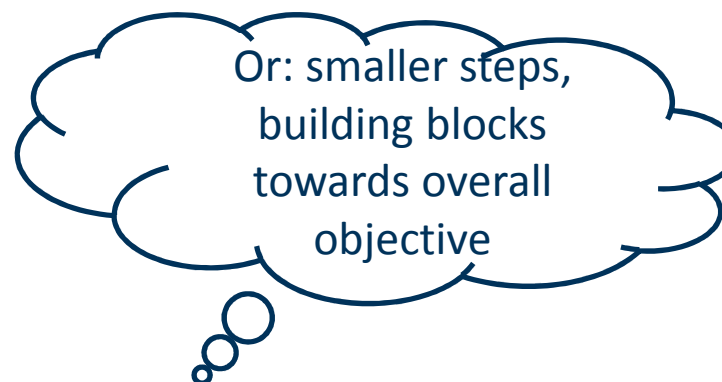
**Detailed
project
objectives**

**Overall
project
objective**





Detailed objectives



Results

Outputs

Detailed project objectives

Overall project objective



Outputs



Countable
outcomes
produced by
project activities

Results

Outputs

Detailed
project
objectives

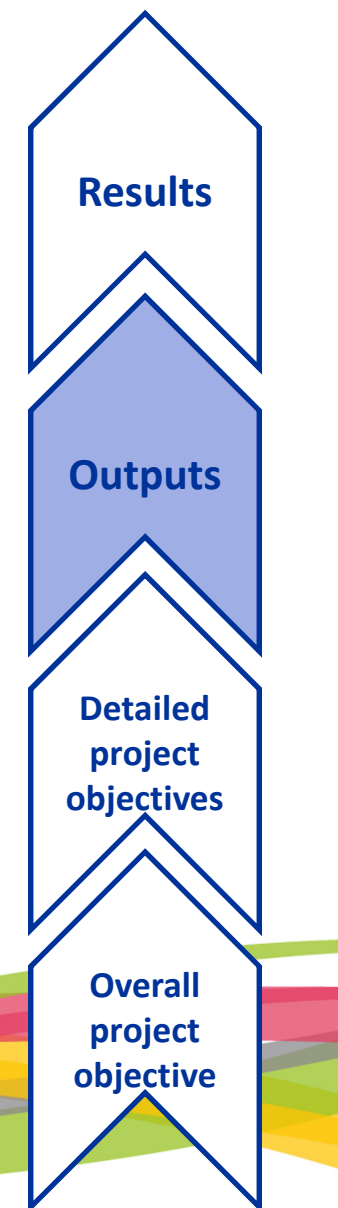
Overall
project
objective



Outputs

- + 1 output indicator is linked to the **specific objective** of the priority you apply under
- + 4 further output indicators, the **same for each project**

Don't worry, you only have to set the targets 😊





*Results: measure the
change the project has
achieved*



Results

Outputs

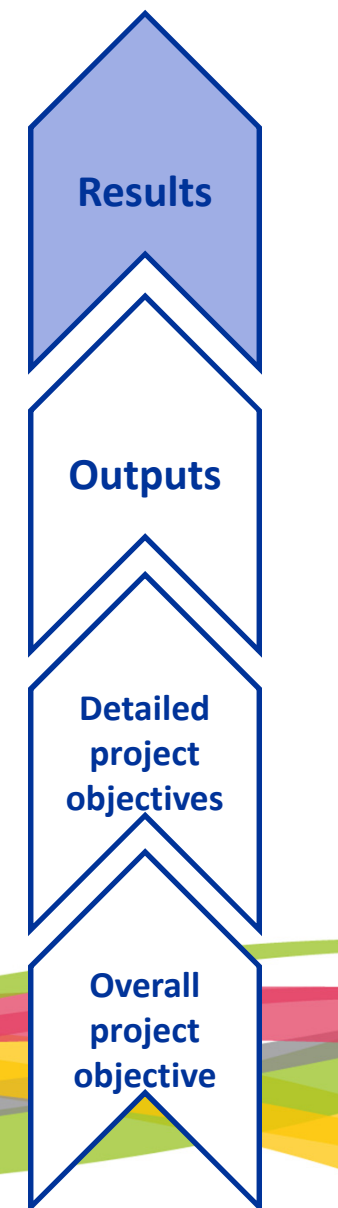
Detailed
project
objectives

Overall
project
objective



Result indicators

- target value (incl. baseline and methodology)
- realistic and achievable within project life time
- contribute to the specific objective the project is applying under



Difference objectives, outputs and results Expression of Interest and Full Application

Expression of Interest

results (2-3)

overall objective (1)

detailed objectives (approx. 3)

Full Application

results (2-3)

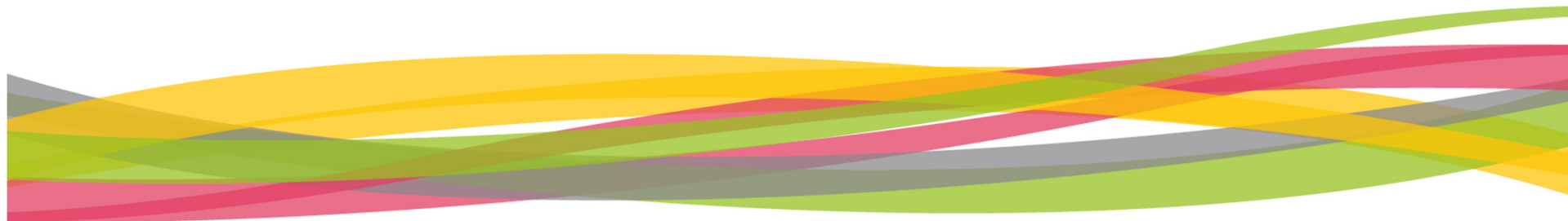
output indicators (5)

overall objective (1)

detailed objectives (approx. 3)

5 Common Mistakes

1. Mixing up outputs and results
2. Lack of connection between the building blocks of the intervention logic
3. Results are not measurable
4. Applying under the wrong specific objective, meaning that the intervention logic does not align
5. Forgetting to consult the NCPs/JS on the intervention logic





Let's practise!

4 groups:

- + Priority 1 – Anne Pintz
- + Priority 2 – Jesper Jönsson
- + Priority 3 – Jenny Thomsen
- + Priority 4 – Annemieke Feikens

